

UNGURICA (CA LA BREAZA)  
(Romania)


Ungurica means "Hungarian girl," and comes from Muntenia. The dance is a variant of the widely known dance-type Ca la Breaza (as in Breaza).


Pronunciation:


Record: Hai La Joc, Noroc Vol. I, Side A/7. 2/4 meter.

Formation: Cpls in a circle facing LOD, W on M's R in back-basket hold.

Movement Motifs: The following two movement motifs each take two meas to complete. Depending on its context within the dance, each motif can take a different direction.

(a) Q-S-Q-S-S   
Lift on L (virf toc) (ct Q); step R (ct S);  
light leap L (ct Q); stamping step R (ct S);  
stamping step L (ct S).

(b) Q-S-Q-Q-Q-S   
Lift on L (virf toc) (ct Q); step R across in  
front of L (ct S); hop R (ct Q); step L across  
in front of R (ct Q); step R in place (ct Q);  
stamping step L across in front (ct S).

(c) Four measure movement motif Q-Q-Q-S-Q-S. Q-S-Q-Q-Q-S   
Lift on L (virf toc) (ct Q); step R fwd slightly  
across (ct Q); step L in place (ct Q); step R  
fwd slightly across (ct S); lift on R (virf toc)  
(ct Q); step L in place (ct S).

Two meas

Two meas

Lift on L (virf toc) (ct Q); step R across in back  
of L (ct S); lift on R (virf toc) (ct Q); step L  
across in back of R (ct Q); close R to L (ct Q);  
step L fwd (ct S).

Meas

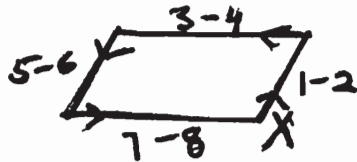
Pattern

NO INTRODUCTION.

- A 1-14 Facing and moving in LOD, dance motif (a) seven times.  
15-16 Turn CCW as cpl to face RLOD, M pivoting bkwd, motif (a)  
once.  
17-30 Repeat action of meas 1-14 moving in RLOD.  
31-32 Turn CW as cpl to face ctr, W pivoting bkwd, motif (a)  
once.
- B 1-8 Facing ctr, dance motif (b) four times in place.  
9-16 Repeat action of meas 1-8, but change all crosses in  
front to crosses behind.

UNGURICA (CA LA BREAZA) (continued)

- C 1-8 Dancing motif (a) four times, as a cpl move in a parallelogram pattern beginning at "X."



meas	1-2	fwd
	3-4	sdwd L
	5-6	bkwd
	7-8	sdwd R

- 9-16 Repeat action of meas 1-8.

- D Change to inside hand-hold (M's L hand holds his lapel -- W's free hand at her side).

- 1-8 W dance motif (a) throughout -- circling CCW around M -- motif (a) three times (meas 1-6), then turning CCW under joined arms in place on M's R side, motif (a) once (meas 7-8).

M, in place, dance -- lift on L (virf toc) (ct Q); step R in place (ct S); stamp L slightly fwd (ct Q); three stamping steps in place L,R,L (cts Q-Q-S). (Takes two meas.) Repeat three times.

- 9-16 Repeat action of meas 1-8.

- E Return to back-basket hold.

- 1-16 As a cpl, dance four-meas movement motif (c) four times.

Dance repeats from beginning sequence A B C D E.

Presented by Sunni Bloland